

What is MFA and Why we are using it?

As a part of the 'Beyond Passwords' programme, the bank is introducing Microsoft Authenticator as the strategic Two Factor Authentication solution. Two factor authentication or 2FA provides a more secure method for authenticating users. Microsoft authenticator is a next generation 2FA secure cloud authentication method which will be replacing existing legacy RSA SecurID 2FA authentication method in future.

Steps to use MFA on dbRASweb:

1. Open <https://dbrasweb.db.com> or <https://dbrasweb-ext.db.com>. Select your nearest location and select "Microsoft Authenticator" under choose how to authenticate.

1. Choose your nearest location:

Americas
New York

EMEA
London
Germany
Switzerland
(Switzerland is for DBCH users only)
UAT SECTION
Germany

Asia-Pacific
Singapore
Japan
Hong-Kong, China
Australia

2. Choose how to authenticate:

SecurID dbSmartCard Microsoft Authenticator

Login

2.

3. Please enter your email address and password.

The screenshot shows the Microsoft Sign in page. At the top left is the Microsoft logo. Below it, the text "Sign in" is displayed. A text input field contains "@db.com". Below the input field, there are two links: "Can't access your account?" and "Sign-in options". At the bottom of the form, there are two buttons: "Back" and "Next". The "Next" button is highlighted in blue. At the very bottom of the page, the text "DBGDEV" is visible.



user@db.com

Enter password

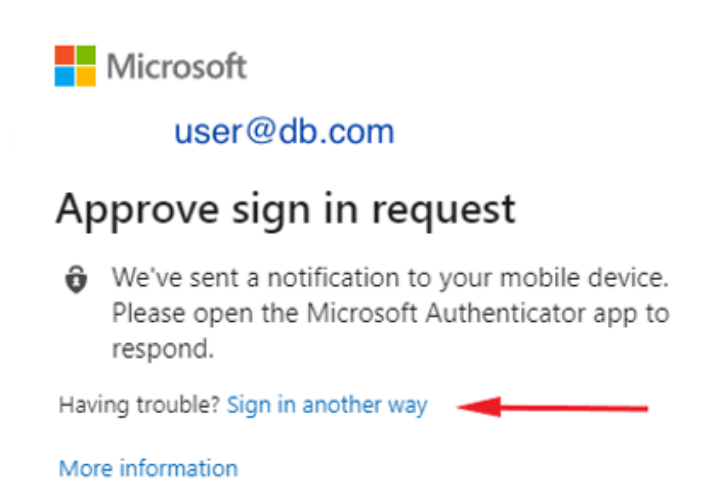
Password

[Forgot my password](#)

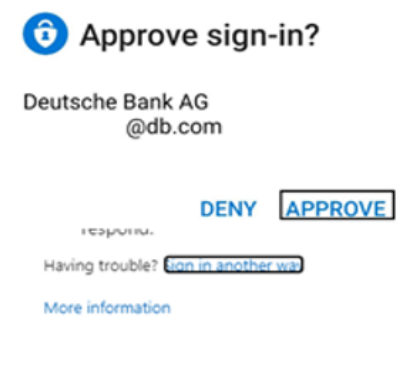
[Sign in with another account](#)

Sign in

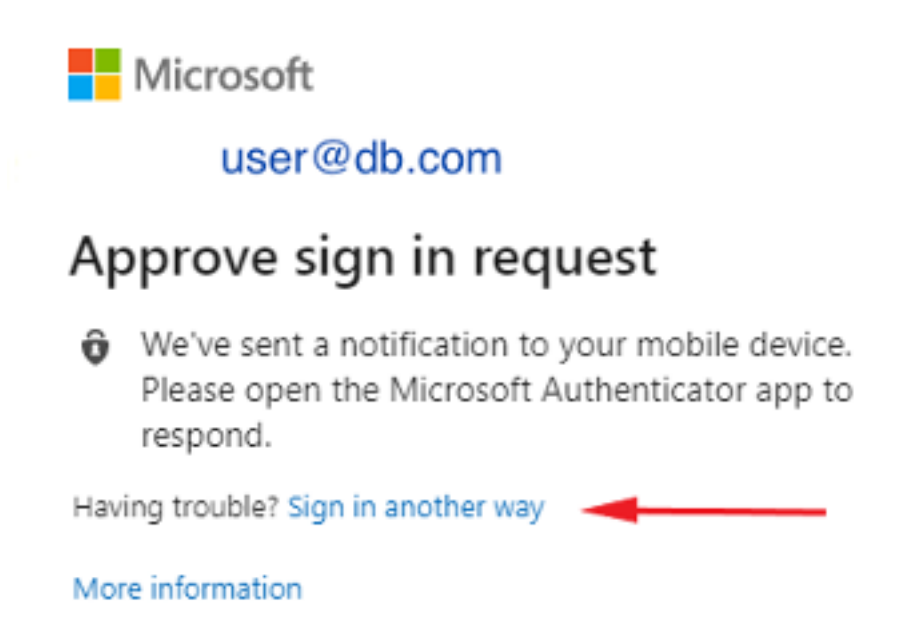
- An approval request for Microsoft authenticator will be prompted



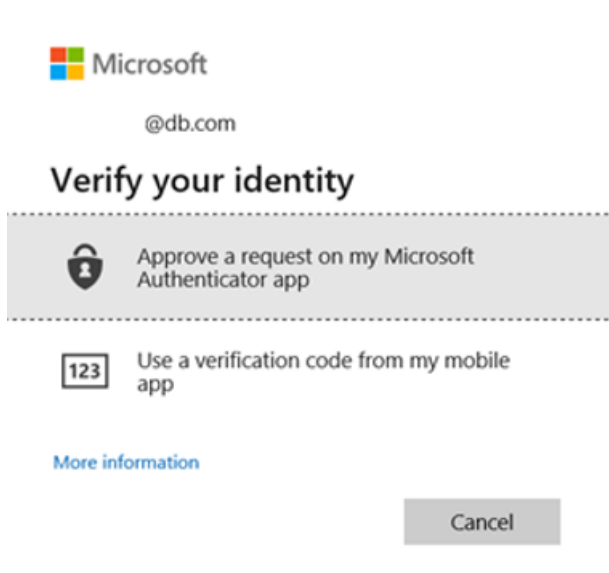
- Please approve request on your mobile device to login:



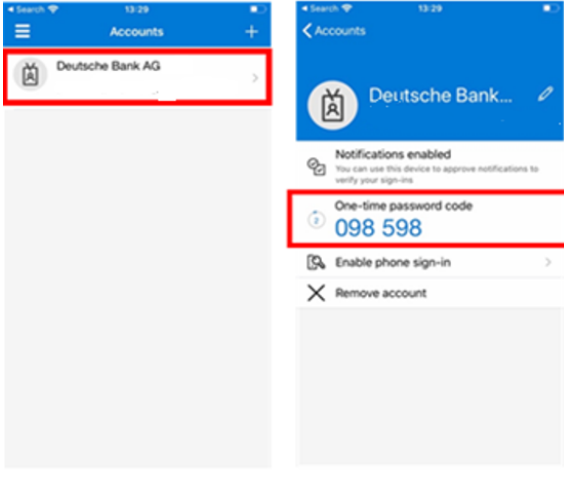
- Using One time Passcode instead of Approval notification.
Note - if you are not able to get notification for approval request, you can use One time passcode within the application.
. On desktop, choose "Sign in another way"



- Select "Use a verification code from my mobile app":



- On your mobile device, open the Authenticator app. You should see a screen similar to below that will list your Deutsche Bank account. Tapping on the account will show another screen with your One-time password code, which changes every 30 seconds



9. Once approved, host checker will start running (given user has the required roles):

Deutsche Bank
dbRASweb



△ Starting Host Checker △

If this is the first time, you will be asked permission to install the **Host Checker** software. You must answer **Yes** or **Always** to these prompts, otherwise you may not be able to login.

For more information on and assistance with Host Checker, [click here](#).

Loading Components...

Please wait. This may take several minutes.

 Host Checker..